



Frequency distribution for every categorical question

Use Report Selections to customize the information appearing in your reports.

Order: 42587 > 2017-18 AACN/Benchworks Undergraduate Nursing Alumni Assessment

Population: Gwynedd Mercy University > All Respondents (no filter selected) (34 responses)

Report Selections [Close](#)

- Categorical Questions
- D001. What type of degree did you complete at this institution?
- D002. How did you predominantly complete the degree?
- D003. How long ago did you graduate from the program?

Display: Chart Table

[Generate Report](#)

[Advanced Options](#)

Chart Properties

Type:

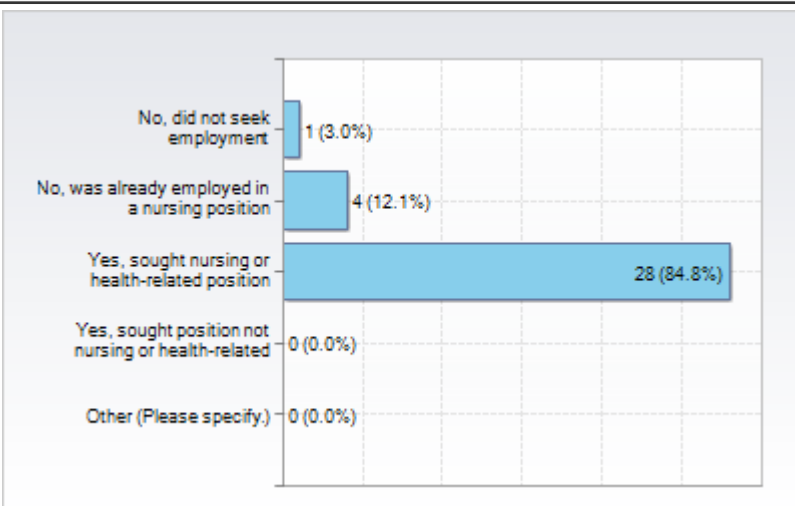
Pie Chart Palette:

Display Questions containing: [Go](#)

Show up to Questions(s) per Report Page

Report Page of 1

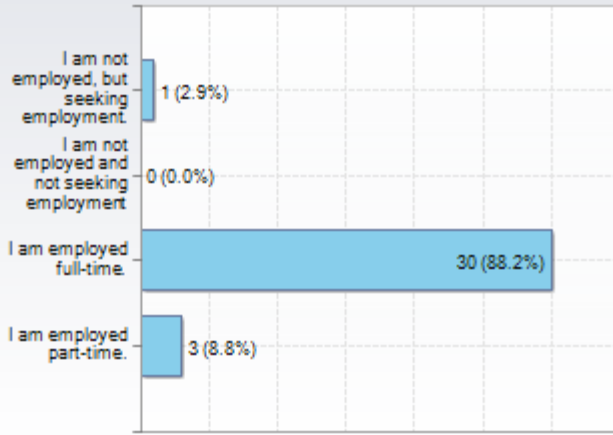
D013. Employment Did you pursue employment upon graduation from this institution?



Answer	N	% of Total
No, did not seek employment	1	3.0%
No, was already employed in a nursing position	4	12.1%
Yes, sought nursing or health-related position	28	84.9%
Yes, sought position not nursing or health-related	0	0.0%
Other (Please specify.)	0	0.0%

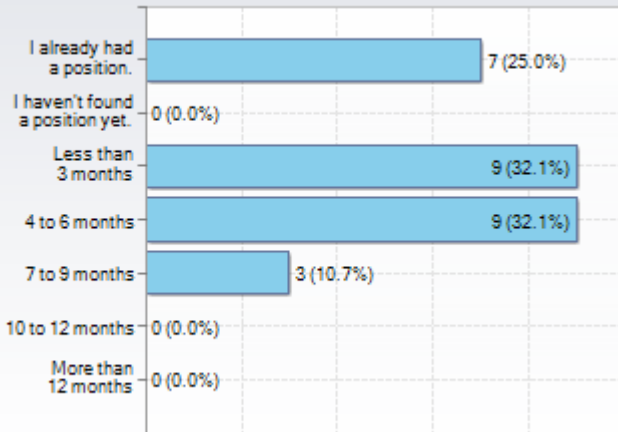
Other (Please specify.):

D014. Current Employment What is your current employment status?



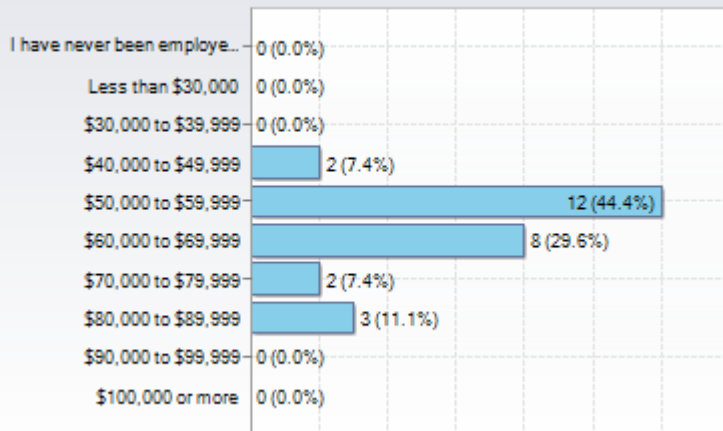
Answer	N	% of Total
I am not employed, but seeking employment.	1	2.9%
I am not employed and not seeking employment	0	0.0%
I am employed full-time.	30	88.2%
I am employed part-time.	3	8.8%

D015. Employment After Graduation How long did it take to find your first full-time position after graduation?



Answer	N	% of Total
I already had a position.	7	25.0%
I haven't found a position yet.	0	0.0%
Less than 3 months	9	32.1%
4 to 6 months	9	32.1%
7 to 9 months	3	10.7%
10 to 12 months	0	0.0%
More than 12 months	0	0.0%

D016. Employment After Graduation What was the annual compensation (salary and bonus) of your first full-time position?



Answer	N	% of Total
I have never been employed full-time	0	0.0%
Less than \$30,000	0	0.0%
\$30,000 to \$39,999	0	0.0%
\$40,000 to \$49,999	2	7.4%
\$50,000 to \$59,999	12	44.4%
\$60,000 to \$69,999	8	29.6%
\$70,000 to \$79,999	2	7.4%
\$80,000 to \$89,999	3	11.1%
\$90,000 to \$99,999	0	0.0%
\$100,000 or more	0	0.0%

